
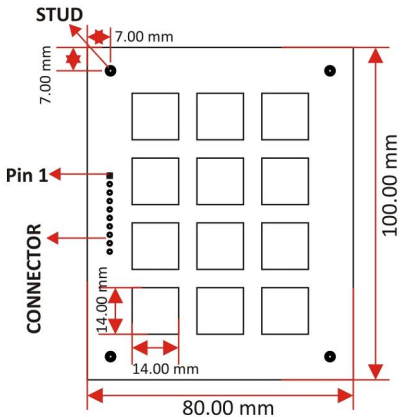

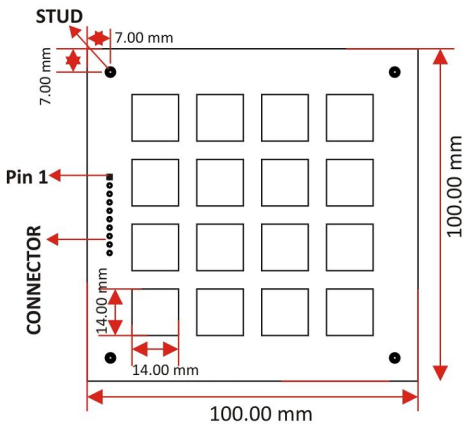


These keys are similar to the keys we find in the PC keyboard, the advantage is the long travel and the ease of operation. The actuation force required for these keys is less and hence it is most suitable for fast entry applications like cash registers in restaurants and on Toll plazas. Keetronics offers wide range of LTS switches from Cherry, India, MEC, Denmark, Rafi, Germany or Schurter USA.



Keyboard	Mechanical & Circuit Drawing	Specifications
	<p style="text-align: center;">FRONT VIEW (Keys Matrix)</p> 	<ul style="list-style-type: none"> ● Model Name : 4 x 3 ● PCB Size : 80 x 100 mm ● PCB Thickness : 1.6mm ● Stud Length : M3 x 12mm ● Connector Type : 10 Pin Relimate ● Type : Cherry Switche
	<p style="text-align: center;">FRONT VIEW (Keys Matrix)</p> 	<ul style="list-style-type: none"> ● Model Name : 4 x 4 ● PCB Size : 100 x 100 mm ● PCB Thickness : 1.6mm ● Stud Length : M3 x 12mm ● Connector Type : 10 Pin Relimate ● Type : Cherry Switche